

kuraray

Noritake

YOUR CONTACT

Kuraray Europe GmbH
BU Medical Products
Philipp-Reis-Strasse 4
65795 Hattersheim am Main

Phone +49 (0) 69-305 35 833
Fax +49 (0) 69-305 98 35 833
E-Mail dental@kuraray.eu
Website www.kuraraynoritake.eu

 **Kuraray Noritake Dental Inc.**
300 Higashiyama, Myoshi-cho, Miyoshi, Aichi 470-0293, Japan

PANAWA is a trademark of Kuraray Co., Ltd.
KATANA and *CERABIEN* are trademarks of Noritake Co., Ltd.

**The cutting edge
of natural beauty**

**KATANA™ ZIRCONIA
MULTI-LAYERED SERIES**



THAT'S NATURAL! THE NEW POTENTIAL OF ZIRCONIA

Naturalness for all your prosthetics.

Our KATANA™ Zirconia Series brings naturalness to all your prosthetics. So, no more zirconia that looks too opaque and white? Absolutely! Just make natural veneers and natural full contour prosthetics out of zirconia. Plus large dentin-like frameworks.

KATANA™ Zirconia UTML is perfect for anterior prosthetics, such as veneers. Thanks to its natural translucency. And natural color gradient. In fact, it's the zirconia with the one of the highest translucency levels in the market¹.

With KATANA™ Zirconia STML your full contour prosthetics will look truly natural for the first time. Thanks to its color and natural translucency gradient. This means that you get more opacity in the cervical area. And more translucency in the incisal area. You can now feel confident of achieving first-rate results – regardless of the abutment color.

KATANA™ Zirconia ML, the pioneer of zirconia with a natural color gradient, is made for large dentinal frameworks. Its natural opacity makes it the ideal base to cover it with hand-made ceramics. So with KATANA™ Zirconia UTML, STML and ML you can enjoy the new potential of zirconia.



KATANA™ Zirconia UTML



KATANA™ Zirconia STML



KATANA™ Zirconia ML

MILLED ZIRCONIA PRECISION. EVEN FOR VENEERS NOW.

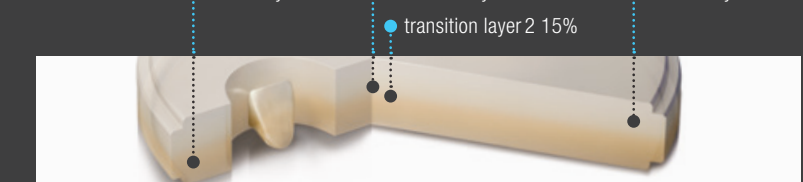
Made possible by the KATANA™ Zirconia Multi-Layered series.

The beauty of milling zirconia is based on its economics, speed and precision. With the KATANA™ Zirconia Series digital dentistry finally moves to the anterior region too. From now on you don't have to hide your zirconia prosthetics anymore. Or under your veneering ceramics.

To give you one example of its new potential. Just mill and sinter your veneers. It's that simple. Apply stain, glaze and you're done.

NATURAL COLOR GRADIENT LIES WITHIN MULTI-LAYERED DISCS (UTML/STML/ML)

Thickness colors: ● dentin layer 35% ● transition layer 1 15% ● enamel layer 35%.



This illustration may differ from the real product.

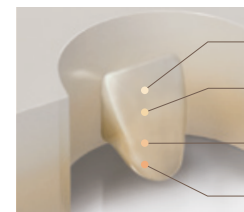
¹Source: a comparison test of KATANA™ Zirconia (H10, ST10, UT10), e.max Press* (LT A1) and Prettau Anterior*(TO) by Kuraray Noritake Dental Inc. *Not a trademark of Kuraray Co., Ltd

INSPIRED BY ENAMEL – KATANA™ ZIRCONIA UTML

Let natural beauty shine through.

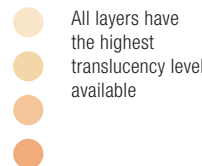
Making natural veneers and other anterior prosthetics from zirconia? Yes. KATANA™ Zirconia UTML is so translucent that light reaches the original tooth color. And brings you the natural result you need. This zirconia has one of the highest translucency levels on the market¹. Plus a natural color gradient. So the next time you plan a veneer, think about milling KATANA™ Zirconia UTML. You will be thrilled using zirconia in a totally new way.

NATURAL TRANSLUCENCY KATANA™ Zirconia UTML



Enamel
Transition Layer 1
Transition Layer 2
Body (Dentin)

Standard shades
Translucency of A1–D4²



All layers have the highest translucency level available

Enamel shades
Translucency of ENW, EA1-EA3



① The enamel shades show a lower color intensity in the following layers.

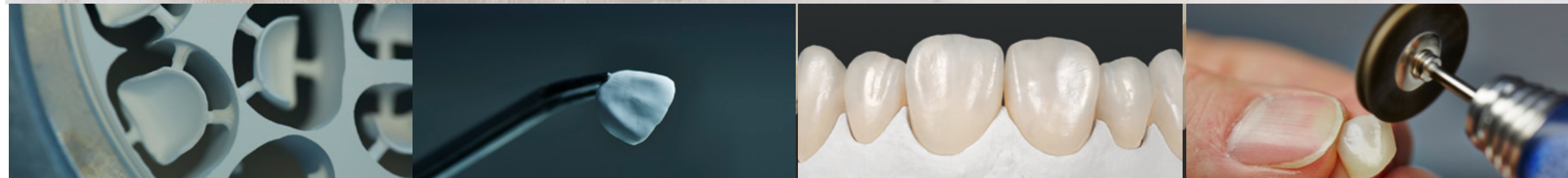
This illustration may differ from the real product.

¹Source: Kuraray Noritake Dental

²According to VITA® classical Shade Guide (not a trademark of Kuraray).



These veneers are made from KATANA™ Zirconia UTML and stained with CERABIEN™ ZR External Stain



GIVE YOUR BRUSH A BREAK

Just mill enamel thanks to natural translucency.

Usually, your brush is the perfect instrument to create natural esthetics. But for the first time all prosthetics can be milled in a natural way. In one step. Just sinter it. That's all. You can also choose to characterize your work with your brush. Apply external stains to get an even more natural look.

TRANSLUCENCY¹

43%

FLEXURAL STRENGTH²

557 MPa

¹Wavelength of light: 700 nm - sample thickness: 0.5 mm. White-color zirconia (base material) is used as testing material.

Source: Kuraray Noritake Dental

²Three point bending test according to ISO 6872:2008 - sample size 3 x 4 x 40 mm. White zirconia is used as testing material.


Source: Kuraray Noritake Dental

INSPIRED BY TEETH - KATANA™ ZIRCONIA STML

Natural beauty in all forms.

Do full contour zirconia prosthetics look natural? Yes! With KATANA™ Zirconia STML light is transmitted in the incisal area and blocked in the cervical area. Giving you the flexibility to make beautiful full contour prosthetics - regardless of the abutment color. It's a pioneer of zirconia with a color and natural translucency and color gradient. Use KATANA™ Zirconia STML for your next full contour prosthetics. They'll be so beautiful, you'll be longing to make more.

NATURAL TRANSLUCENCY GRADIENT KATANA™ Zirconia STML



Standard shades

Translucency of NW. A1-A3,5¹

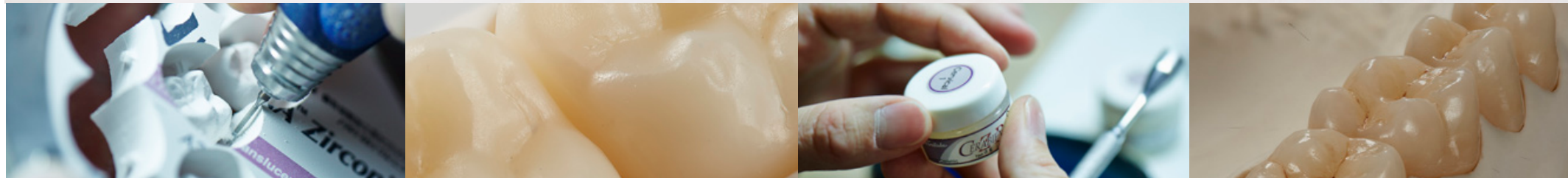
- The translucency gradient moves from the incisal to the cervical area (proper opacity in the cervical area)
-
-
-

This illustration may differ from the real product.

¹ according to VITA® classical Shade Guide (not a trademark of Kuraray)



These veneers are made from KATANA™ Zirconia STML and stained with CERABIEN™ ZR External Stain



GIVE YOUR MILLING MACHINE MORE TO DO


Milling full contour prosthetics thanks to natural color and opacity gradients.

You can choose two strategies for finishing your milled full contour work. Just glaze. Or if you like to make it even more natural, stain the buccal surface with External Stain (CERABIEN™ ZR) or LF External Stain (CZR PRESS LF). Cover it with FL Glaze (CERABIEN™ ZR) to protect the stains and bring your prosthetic to life with natural fluorescence. Making beautiful full contour prosthetics means more business for your milling machine.

TRANSLUCENCY GRADIENT¹



FLEXURAL STRENGTH²



¹Wavelength of light: 700 nm - sample thickness: 0.5 mm. White-color zirconia (base material) is used as testing material. Source: Kuraray Noritake Dental

²Three point bending test according to ISO 6872:2008 - sample size 3 x 4 x 40 mm. White zirconia is used as testing material. Source: Kuraray Noritake Dental

INSPIRED BY DENTIN - KATANA™ ZIRCONIA ML

Natural beauty reflects from within.

Dentin-like frameworks from zirconia? Yes. With KATANA™ Zirconia ML light reflect its natural opacity. And a veneering ceramic on top makes the most natural result. This zirconia comes with natural color gradient too. So the next time you plan to hide your framework, think about using KATANA™ Zirconia ML. As a dentin-like base.



GIVE YOUR VENEERING CERAMICS A KICK-START

Just mill dentin-like frameworks thanks to a natural opacity gradient.

KATANA™ Zirconia ML gives you an excellent base to reproduce any natural color. Such a base deserves an enamel-like veneering ceramic and some stains. CERABIEN™ ZR line-ups or CZR PRESS LF line-ups are the perfect match.

Afraid of grayness? Not with our luster porcelain! The layer of the LF Luster (CZR PRESS LF) gives your work its natural depth. Individual Characterizations? With the LF Internal Stain (CZR PRESS LF) you paint your dentin-like framework as if on a canvas. Bringing your work closer to nature.

TRANSLUCENCY ¹

31%

FLEXURAL STRENGTH ²

1125 MPa

¹Wavelength of light: 700 nm - sample thickness: 0.5 mm. White zirconia is used as testing material. Source: Kuraray Noritake Dental

²Three point bending test according to ISO 6872:2008 - sample size 3 x 4 x 40 mm. White zirconia is used as testing material. Source: Kuraray Noritake Dental

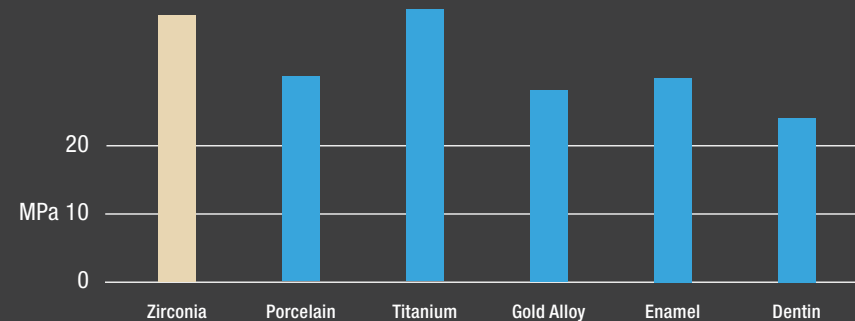
SIMPLY CEMENT YOUR ZIRCONIA WITH PANA VIA™ V5

One cement. All cement indications. One prime procedure.

From now on you cement all your prosthetics with one predictable procedure. And just relax while cementing even precious veneers or bonding to zirconia. With our revolutionary PANAVIA™ V5 that's possible. Scientific studies have already proven that cementing single-wing zirconia cantilever bridges with PANAVIA™ 21 has a 94.4% success rate after 10 years¹.

But PANAVIA™ V5 is not a cement only for your dentist. It's also the best way to cement your prosthetics in your lab, e.g. implant abutments² and frameworks.

PANA VIA™ V5 SHEAR BOND STRENGTH TO MULTIPLE MATERIALS³



¹Kern, M et al. Ten-year survival of anterior all ceramic resin bonded fixed dental prostheses. J Adhes Dent 2011

²Not indicated for KATANA™ Zirconia Series

³Pretreatments: Zirconia, Gold Alloy - sandblast; Porcelain - HF; Enamel, Dentin; Source: Kuraray Noritake Dental. Titanium - polished with # 1000 SiC Paper

ORDER INFO PANA VIA™ V5

1 PANAVIA™ V5 Paste (4.6 ml / 8.1 g), 20 Mixing tips
 Universal (A2) # **3611-EU**, Clear # **3612-EU**, Brown (A4) # **3613-EU**,
 White # **3614-EU**, Opaque # **3615-EU**

2 CLEARFIL™ CERAMIC PRIMER PLUS (4 ml), # **3637-EU**

3 INTRODUCTORY KIT - Universal (A2) # 3604 EU - Clear # 3605 EU
 PANAVIA™ V5 Tooth Primer (2 ml) CLEARFIL™ CERAMIC PRIMER PLUS (2 ml)
 PANAVIA™ V5 Paste [one syringe per shade (2.4 ml / 4.2 g): Universal (A2), Clear],
 10 Mixing tips, 50 Applicator brushes (fine<silver>), 1 Mixing dish (FPN)



³The actual shades may differ from the printed shades here

TECH SPECS

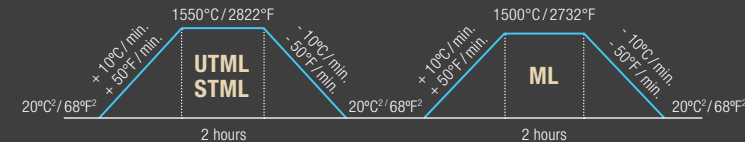
COMPATIBLE PRODUCTS

Layering Porcelain¹: CERABIEN™ ZR
 CZR PRESS LF

Glaze: CERABIEN™ ZR (FL Glaze)
 CERABIEN™ ZR (VC Glaze)
 CZR PRESS LF (Glaze)
 CZR PRESS LF (LF Glaze)

Stain: CERABIEN™ ZR (External Stain)
 CERABIEN™ ZR (Internal Stain)
 CZR PRESS LF (LF External Stain)
 CZR PRESS LF (LF Internal Stain)

Composition: ZrO₂, Y₂O₃, etc.
 Thermal expansion coefficient UTML: 9.7(±0.2)x10⁻⁶/K
 Thermal expansion coefficient STML: 9.8(±0.2)x10⁻⁶/K
 Thermal expansion coefficient ML: 9.9(±0.2)x10⁻⁶/K
 (25-500°C / 77 - 932°F)

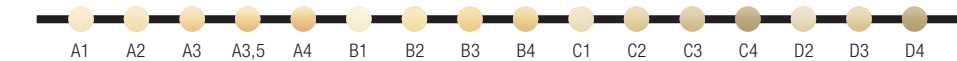


¹Excluding glazing and staining materials listed below. ²Or start at room temperature.

ORDER INFO KATANA™ ZIRCONIA DISCS

UTML

UTML enamel shades	EA1	EA2	EA3	ENW
14 mm	#125-3302EU	#125-3332EU	#125-3362EU	#125-3392EU
18 mm	#125-3313EU	#125-3343EU	#125-3373EU	#125-3403EU
22 mm	#125-3324EU	#125-3354EU	#125-3384EU	#125-3414EU



UTML standard shades - please visit www.kuraraynoritake.eu for more details.

STML

	A1	A2	A3	A3.5	NW
14 mm	#125-3122EU	#125-3152EU	#125-3182EU	#125-3212EU	#125-3242EU
18 mm	#125-3133EU	#125-3163EU	#125-3193EU	#125-3223EU	#125-3253EU
22 mm	#125-3144EU	#125-3174EU	#125-3204EU	#125-3234EU	#125-3264EU

ML	A LIGHT	A DARK	B LIGHT	C LIGHT	D LIGHT	A WHITE
14 mm	#125-2162EU	#125-2192EU	#125-2222EU	#125-2642EU	#125-2672EU	#125-2702EU
18 mm	#125-2173EU	#125-2203EU	#125-2233EU	#125-2653EU	#125-2683EU	#125-2713EU
22 mm	#125-2184EU	#125-2214EU	#125-2244EU	#125-2664EU	#125-2694EU	#125-2724EU

The actual shades may differ from the printed shades here.